



www.computer.org/intelligent

Extended Stigmergy in Collective Construction

Justin Werfel, *Massachusetts Institute of Technology*

Radhika Nagpal, *Harvard University*

Vol. 21, No. 2
March/April 2006

This material is presented to ensure timely dissemination of scholarly and technical work. Copyright and all rights therein are retained by authors or by other copyright holders. All persons copying this information are expected to adhere to the terms and constraints invoked by each author's copyright. In most cases, these works may not be reposted without the explicit permission of the copyright holder.



© 2006 IEEE. Personal use of this material is permitted. However, permission to reprint/republish this material for advertising or promotional purposes or for creating new collective works for resale or redistribution to servers or lists, or to reuse any copyrighted component of this work in other works must be obtained from the IEEE.

For more information, please see www.ieee.org/portal/pages/about/documentation/copyright/polilink.html.

Extended Stigmergy in Collective Construction

Justin Werfel, *Massachusetts Institute of Technology*

Radhika Nagpal, *Harvard University*

Termite mounds can be towering, complex structures on the scale of several meters, with complicated functional architectures that include features such as ventilation systems and temperature regulation. The architects are vast numbers of simple insects on the scale of millimeters, working with no centralized control or preplanning. How

swarms of social insects build the structures they do is a fascinating topic not fully understood. Engineering offers a complementary problem: How could you program an artificial swarm to build a particular structure?

Construction is the major human production activity from which automation has largely been absent. Increasing automation could improve efficiency and reduce accident rates.¹ Swarm systems—the most impressive examples of construction in nature—are especially suited as an approach for artificial construction systems (see the “Related Work in Collective Construction” sidebar). An automated approach could be particularly useful in extraterrestrial or underwater environments, where human presence is difficult or dangerous and traditional construction methods are problematic.

One way social insects coordinate their behavior is by using environmental modifications as cues: actions make changes to the world, and those changes influence further actions. Termites, for instance, might be more likely to deposit building material where deposits already exist, leading to larger aggregations. This phenomenon is termed *stigmergy*.² A limitation of stigmergy is that a given set of behavioral rules will typically generate qualitatively similar but not identical structures. Rules that always produce one particular structure do exist; however, finding a rule that produces the desired structure can be difficult. We’re interested in this inverse problem of construction: start with a desired high-level design, and find a set of low-level rules that will produce it.

Elsewhere we’ve described a scheme by which a swarm of robots can automatically assemble solid structures of square building blocks in two dimensions according to a high-level user-specified design.³ There we discuss the use of *extended stigmergy*: augmenting the basic notion of stigmergy by increasing the capabilities of environmental elements. In this construction setting, the elements are the building blocks, the basic information they carry is the simple fact of their presence at a location, and extensions include cases where they can store additional information, perform computations, and/or communicate with physically attached neighbors. Benefits can include increased robustness and faster completion of a desired structure. Here we review three variants of that construction scheme that use extended stigmergy to different degrees. We focus on analysis of the algorithms and their comparative performance, mainly theoretical but also through simulation experiments.

Framework

Figure 1 shows the framework in which we consider the construction problem. Building blocks are square and can be attached to each other on all four sides. A block-sized marker indicates where construction should start, acting as a seed around which the structure grows. Robots in unspecified numbers can fetch blocks from elsewhere in the workspace and bring them to the growing structure, traveling along its perimeter for some distance before attaching their blocks. We assume that unattached blocks are far enough away from the structure so as not to interfere with the construction process, and that

A swarm of autonomous robots can be programmed to build arbitrary structures. Extended stigmergy can improve construction time and increase the opportunity to exploit parallelism.

Related Work in Collective Construction

Classic work in insect-inspired construction¹ considers the forward problem of what kinds of structures a given rule set will produce. We focus on the inverse problem, starting with a given structure and finding rule sets to produce it. Several studies have considered other issues related to swarm construction, such as interrobot communication, debris cleanup, minimalism,² and hardware design.³

Programmed self-assembly is the problem of designing tiles with static or dynamic binding properties such that they come together to form a given layout when mixed,⁴⁻⁷ and is similar to our communicating-blocks case. These studies often don't consider constraints on tile movement, so they can be subject to crystalline defects in the patterns they form.

Two other related problems are self-reconfigurable robots⁸⁻¹⁰ and formation control.^{11,12} In both, a collection of mobile elements must automatically rearrange itself into some desired formation, subject to some set of movement constraints.

For reconfigurable robots, these constraints typically involve all elements being attached in one cluster at all times and can allow maneuvers such as blocks moving down narrow passages.

Formation-control constraints tend to take the opposite form—that of minimum separation distances. Some approaches assume all-to-all communication or a global coordinate system, which can be unrealistic for large numbers of mobile robots.

References

1. G. Théraulaz and E. Bonabeau, "Coordination in Distributed Building," *Science*, vol. 269, no. 5224, Aug. 1995, pp. 686–688.
2. C. Melhuish, J. Welsby, and C. Edwards, "Using Templates for Defensive Wall Building with Autonomous Mobile Ant-like Robots," *Proc. Towards Intelligent Mobile Robots*, tech. report, Report UMCS-99-3-1, Dept. of Computer Science, Manchester Univ., 1999.
3. Y. Terada and S. Murata, "Automatic Assembly System for a Large-Scale Modular Structure: Hardware Design of Module and Assembler Robot," *Proc. 2004 IEEE/RSJ Int'l Conf. Intelligent Robots and Systems*, IEEE Press, 2004, pp. 2349–2355.
4. C. Jones and M. Matarić, "From Local to Global Behavior in Intelligent Self-Assembly," *Proc. 2003 IEEE Int'l Conf. Robotics and Automation*, IEEE Press, 2003, pp. 721–726.
5. E. Klavins, R. Ghrist, and D. Lipsky, "A Grammatical Approach to Self-Organizing Robotic Systems," to be published in *IEEE Trans. Automatic Control*, 2006.
6. P.W. Rothemund, N. Papadakis, and E. Winfree, "Algorithmic Self-Assembly of DNA Sierpinski Triangles," *PLoS Biology*, vol. 2, no. 12, 2004, p. 424.
7. Y. Guo et al., "Designing Self-Assembly for 2-Dimensional Building Blocks," ESOA Workshop, 2003, www.smartspace.csiro.au/gremlab/grempub.htm.
8. K. Kotay and D. Rus, "Generic Distributed Assembly and Repair Algorithms for Self-Reconfiguring Robots," *Proc. 2004 IEEE/RSJ Int'l Conf. Intelligent Robots and Systems*, IEEE Press, 2004, pp. 2362–2369.
9. K. Støy and R. Nagpal, "Self-Reconfiguration Using Directed Growth," *Proc. Distributed Autonomous Robotic Systems*, Springer, 2004.
10. M. Vona and D. Rus, "Crystalline Robots: Self-Reconfiguration with Compressible Unit Modules," *Autonomous Robots*, vol. 10, no. 1, 2001, pp. 107–124.
11. K. Sugihara and I. Suzuki, "Distributed Algorithms for Formation of Geometric Patterns with Many Mobile Robots," *J. Robotic Systems*, vol. 13, no. 3, 1996, pp. 127–139.
12. P. Ögren, E. Fiorelli, and N.E. Leonard, "Formations with a Mission: Stable Coordination of Vehicle Group Maneuvers," *Proc. 15th Int'l Symp. Mathematical Theory of Networks and Systems*, 2002, www.nd.edu/~mnts/papers/4615_3.pdf.

robots can find blocks and return with them to the structure in progress. Other work considers issues of clearing the workspace to make room for construction^{4,5} and of robots finding the blocks and structure.^{3,4}

The heart of the problem—and the aspect of construction we focus on here—is how and when a robot decides to attach a block. It's necessary that the structure ultimately takes on the desired shape, and that *dead-end* states are avoided—that is, when sites meant to have blocks can't be physically reached.

Social insects build with materials such as mud and wax—soft materials that come in variable-sized quantities. Human construction projects typically use rigid materials and involve regular shapes with right angles. That's both a benefit and a limitation.

An advantage of building with square blocks is that, assembled, they form a grid with an implicit coordinate system that the robots can use for position reference, as we

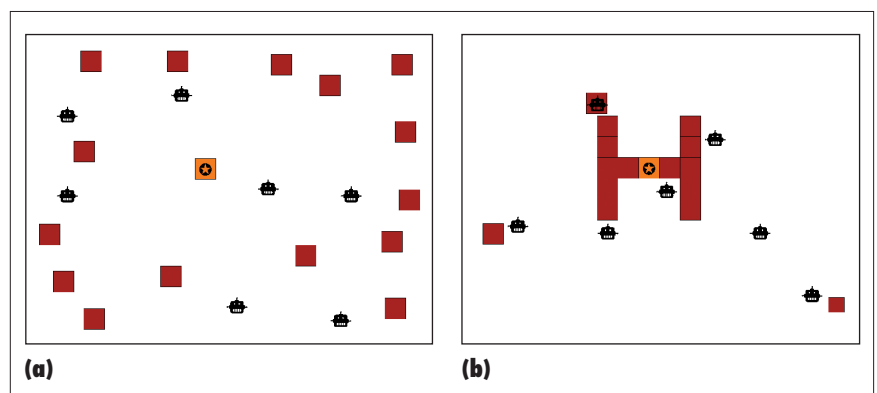


Figure 1. Construction problem framework. (a) Elements in the environment are mobile robots, movable building blocks (red), and a marker indicating where construction is to begin (orange). (b) Robots collect blocks and attach them to form a specified structure.

describe later. When we specify desired shapes, we'll do so with respect to this structure coordinate system.

Conversely, rigid materials constrain where and how they can be attached. For instance, it might be difficult to fit a block into a space

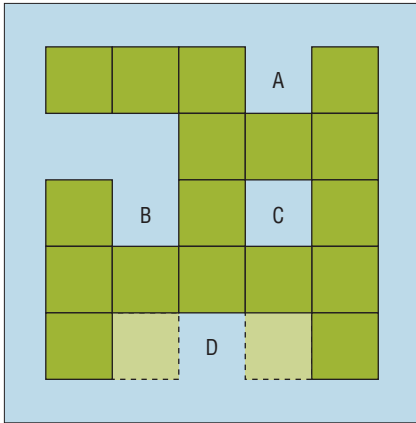


Figure 2. Physical constraints on block placement. The desired structure here is a solid 5×5 square of blocks. We assume that robots can't maneuver a block into a constrained site like A. To avoid such gaps, separated blocks must never be attached in the same row (as in the bottom row) if all sites between them are meant to be occupied; otherwise, later addition of blocks (light shading) will result in an unfillable gap (D). Eliminating such situations also eliminates more-complicated problematic cases like those at B and C.

exactly one block wide between two other blocks, such as site A in figure 2. We disallow that situation entirely. This makes it easier for robots to maneuver their blocks into position and avoids more-complicated gaps, such as gaps requiring a block to be moved down a long tunnel or sites that are entirely closed off and inaccessible (such as B and C). This restriction's corollary is the *separation rule*—separated blocks must never be attached in the same row (that is, with the same x - or y -coordinate) if all of the sites between them are ultimately meant to be occupied. Otherwise, as robots add blocks, an unfillable one-block gap will result (D in figure 2).

Here we only consider structures without deliberate holes. Also, because our approach depends on perimeter following, any desired concavities in a structure must be wide enough for two block-carrying robots to pass in opposite directions while following the perimeter (see figure 3). The extent to which the latter consideration limits admissible structures will depend on the implementation.

Basic approach

Our approach to the construction problem involves several issues, which each of the variants we'll describe will need to address:

- *Shared coordinate system.* One basic problem is to determine whether a given site in the grid should ultimately have a block attached, or should be left empty. Our approach is to specify the desired shape as an occupancy matrix, of which every agent has a copy. If all agents can agree on a shared coordinate system, they can resolve this question for a site with given coordinates simply by consulting the occupancy matrix. The trick, then, is agreeing on a shared coordinate system—generally not an easy task for mobile robots.
- *Dead-end configurations.* A partial ordering on block attachments is necessary to prevent situations in which robots physically can't reach sites meant to be occupied. As outlined earlier, the separation rule lets us avoid these situations. So, we need a scheme to acquire the nonlocal information regarding whether distant blocks are attached in a given row.
- *Multiple robots.* Any approach intended to work with a swarm must be able to handle the vagaries of an unspecified number of robots acting with no specified order or centralized coordination. Robots will break, timing of individual actions will be unpredictable, and the system as a whole must still self-organize to produce the desired result. Our solutions to the first two issues take this consideration into account.

Furthermore, our solutions use no explicit communication between robots. Although such communication can be helpful, we'd rather not have to rely on it. This eliminates dependence on teams: robots can build independently, and a single robot could complete the construction task if the rest of the swarm becomes disabled. Not requiring robots to communicate also avoids difficulties associated with ad hoc mobile networks. Instead, robots coordinate their actions only implicitly through the structure in progress.

Physical realizability

Our approaches treat the world as a cellular grid—an approximation not always appropriate for a noisy world in which positions are not discrete but continuous valued. However, we're careful to make this simplification in such a way that a physical realization remains feasible (as we've demonstrated in hardware³).

Robots' precise positions are not important; robots only need to know their position

when along the structure perimeter, and then only as precisely as the nearest block coordinate. The physical landmarks represented by blocks and their boundaries let robots establish and maintain position estimates to that extent.

Block alignment on the grid must be fairly precise. One way to achieve precise alignment is to equip blocks with self-aligning connectors (active or passive), so a robot need only get a block close to an attachment site, and the connectors ensure fine adjustment.

These considerations let us safely make the abstraction to the cellular-world model we describe.

Algorithms

Our approach involves a partial ordering on block attachment to prevent dead ends while still allowing parallelism. Full ordering would require placing blocks in a particular sequence, where none could be attached until the previous attachment was complete. Putting restrictions instead on where blocks may not be attached, rather than specifying where they must be attached, potentially allows many more blocks to be attached at once, and also lends itself more readily to decentralization.

Disallowing attachment at sites that are supposed to be left empty according to the occupancy matrix or that break the separation rule is sufficient for the reliable completion of any solid structure. Intuitively, the separation rule prevents unfillable gaps and, as a result, any other concavities that would prevent robots from following the perimeter. Together with the requirement that planned concavities be wide enough to allow perimeter following, this ensures that no partial structure will restrict access to sites meant to be occupied. Furthermore, until the structure is completed, there will always be some site along the perimeter where a block can be attached. It's clear that this is also the least restrictive possible partial ordering: any sites restricted according to this scheme would lead to a dead-end state if they were occupied following some other scheme.

A centralized approach is then to monitor the entire structure's progress and to allow or disallow attachment at sites according to the occupancy matrix and the separation rule. (This approach only interacts with robot actions to the extent of allowing or disallowing attachment at sites along the perimeter. Most robot actions can be autonomous even in this "centralized" method.)

Communicating blocks

A single centralized controller isn't ideal for swarm systems because it can require a high communication load, it represents a potential failure point that should be avoided, and its performance might not scale with system size.

Fortunately, we can implement the controller in a decentralized way using processors embedded in each block. Once attached to the structure, blocks have a physical connection to their immediate neighbors, forming the basis for a data line. When blocks can store state and communicate with neighbors in this way, the structure can ensure the constraints on block attachment. Blocks indicate to robots passing along their perimeter whether they allow attachment. Robots behave autonomously as before: they fetch a block, take it to the structure, and follow the perimeter until they find a valid attachment site.

We can outline the distributed algorithm as follows.³ Each block maintains the following state:

- a copy of the occupancy matrix,
- its location in the shared coordinate system, and
- two bits of state per side associated with whether blocks are attached in the row adjoining that side.

Whether a new block can be attached at a given site is determined by the blocks adjacent to that site, according to the occupancy matrix and based on the states of the adjacent blocks' nearest sides. To prevent communication delays from causing multiple robots to receive near-simultaneous permission to attach separated blocks in a single row, the blocks must lock a row from additional attachment before giving permission to any robot to attach. Once attached, a new block gets its coordinates and the occupancy matrix from its neighbors and sets its side states according to theirs. The old blocks update their side states based on the new attachment (see figure 4).

Writable blocks

Equipping each block with a processor increases the expense of the building materials. In addition, blocks now have more that can go wrong with them, so each block is more likely to be a failure point. Using passive, noncommunicating blocks can ameliorate both problems. We then need a distributed algorithm that lets the mobile robots

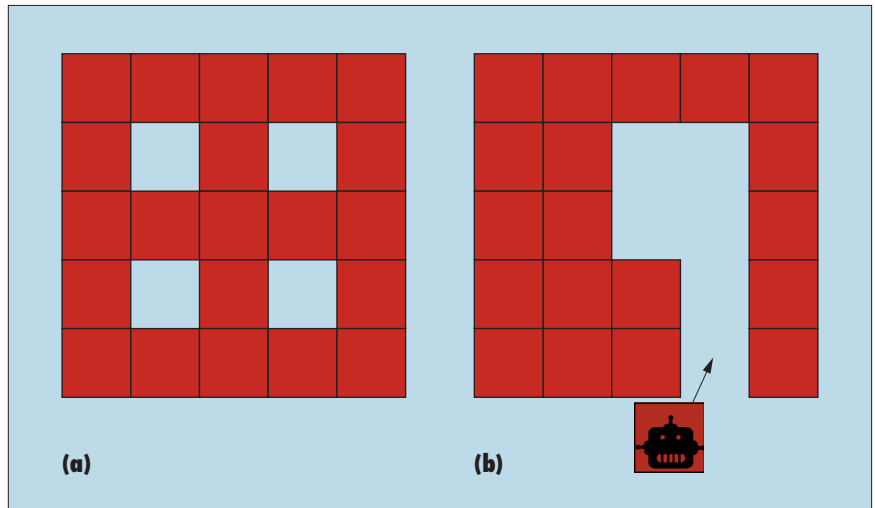


Figure 3. Examples of structures not allowed using the approach described here: (a) structures with deliberate holes and (b) structures with alleys too narrow for perimeter following.

accomplish what the communicating blocks or centralized controller achieve in the other approaches.

The ability for robots to write information to, and read it from, the blocks would make this task easier. At any time, robots have access only to local information, but need nonlocal information to accomplish a global task. That nonlocal information can be stored in robot state or in the environment—different types of information lend themselves to one or the other. Here, the location in the shared coordinate system is global information that's more natural to associate with the blocks than the robots. One way to associate information with blocks is to equip robots with radio-frequency-identification transceivers and put a passive, writable RFID tag on each block. Such tags are small (around 1 inch), are inexpensive (around US\$1), and require no internal power source.

The robots are now the agents that maintain a copy of the occupancy matrix. When a robot reaches the structure, it reads an attached block's coordinates to establish its own position. The remaining task is to establish that a site has no separated blocks in the same row. If the robot finds such a site, and the occupancy matrix shows that the site should be occupied, it attaches the block and marks it with its new coordinates for robots to refer to in the future.

A way to ensure that robots don't attach separated blocks in the same row is to have all robots follow the perimeter in the same direction (say counterclockwise). To start a

new row of blocks, a robot first checks the entire row to make sure no blocks are already present. After traversing a full row along the perimeter and finding it empty, the robot can start the new row by attaching a block at the end. If the robot finds a partial row of blocks, it can add a block to extend it. If all robots follow this scheme consistently, the actions of multiple robots won't conflict: because robots will only start new rows at the counterclockwise end, separated blocks can't wind up attached.

As we've shown elsewhere,³ algorithm 1 (see figure 5) results in robots only attaching blocks at the ends of new rows or continuing existing rows. We now show that this behavior is sufficient to generate any desired solid structure whose concavities are wide enough to allow perimeter following.

Proof. Define an *inside corner* as an empty site with blocks at two adjacent sites, and an

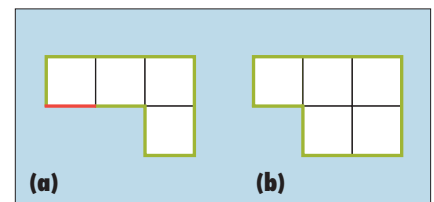


Figure 4. (a) Blocks designate neighboring sites as available (green) or unavailable (red) for attachment by perimeter-following robots. (b) When a new block is attached, it sets its side states based on those of its neighbors, and they update theirs based on the new attachment.


```

while structure not complete do
  get block from cache
  go to structure
  read position from neighboring label
5:  seen-row-start ← false
  while still holding block do
    if (site should have a block) and
      ((at inside corner) or
       (seen-row-start and (at end-of-row))) then
10:   attach block here
      write coordinates to block
    else
      if at end-of-row then
        seen-row-start ← true
15:   end if
      follow perimeter counterclockwise
    end if
  end while
end while

```

Figure 5. Algorithm 1 is the robot pseudocode procedure for assembling a structure of inert, writeable blocks. An end-of-row site is one where the robot is about to turn a corner to the left or where the site directly ahead is not supposed to have a block according to the occupancy matrix.

end-of-row site as one at which either a robot is about to turn a corner to the left, or the occupancy matrix specifies that the site directly ahead is to be left empty—that is, the site is at the counterclockwise end of a row bordering the structure perimeter, as figure 6 shows. Attaching a block at an end-of-row site corresponds to starting a new row; attaching a block at an inside corner extends existing rows.

Suppose the algorithm can get stuck—that is, it can reach a stage of construction where no further blocks can be attached, but at least one empty site is still supposed to be occupied. This can't be due to an unfillable gap (such as site A in figure 2) because algorithm 1 avoids this situation. Along the incomplete structure's perimeter, one of the following must be true:

- blocks are supposed to occupy all sites, or
- at least one site is supposed to be left empty.

In the first case, consider a robot moving counterclockwise along the perimeter of any closed shape drawn only with right angles. Geometrically, the robot must come to a point where it has to take two left turns (end-of-row sites) sequentially without taking a right turn (inside corner) in between. But the second left turn is an end-of-row site that can be occupied according to algorithm 1, so we have a contradiction.

In the second case, there can be no inside corners where blocks are supposed to be attached, or algorithm 1 could attach them there. So somewhere (after passing the previous inside corner, if any), the robot must have passed through a site not intended to be occupied. Next, the robot must encounter an end-of-row site—in which case it can attach a block there, a contradiction—or an inside corner not intended to be occupied—in which case we can apply this argument recursively: a finite shape can't have inside corners indefinitely. In all cases we end up with a contradiction, which completes the proof.

Inert blocks

It's possible to build arbitrary solid structures even if all blocks are passive and identical. (This case uses the most basic sense of stigmergy for construction, where blocks only carry information indicating their presence.) When robots reach the structure, they must first establish their position, as before, so they all agree on a coordinate system. If position information isn't available everywhere, as it was in previous cases, robots will need to do more work and use more memory to obtain it. Once they know their location, they can avoid attaching separated blocks in the same row in the same way as in the writeable-blocks case.

The simplest way to establish position is for the marker to have one distinct edge that's along an edge of the desired structure in the occupancy matrix. A robot reaching the structure follows the perimeter until it finds this landmark. Because the edge is to lie along the finished structure's perimeter, it will always be available to robots following the perimeter at any stage of completion. Finding the landmark establishes the robot's position; thereafter, it pays attention to block boundaries and corners to keep its position knowledge current.

Comparison

The three approaches are similar in many ways:

- Agents use a fixed set of simple control rules regardless of the desired structure.
- Robots act independently, asynchronously,

and in parallel, without maintaining state based on other robots or establishing leaders with special roles.

- No explicit communication between robots is required.

Thus all three share properties such as the ability to adapt to unexpected delays and varying numbers of robots. However, the algorithms differ with respect to robustness, cost, and speed.

The inert-block variant isn't very robust to position errors. If a robot is momentarily displaced away from the perimeter, it must travel all the way back around to the marker to reestablish its position with certainty. If it miscounts its movements, it can get out of register with the structure and consequently attach a block somewhere inappropriate. In contrast, in the approaches with writeable and communicating blocks, position information is available everywhere around the perimeter, so robots can easily correct position errors.

Communicating blocks have a different robustness problem: Because of the increased complexity, each block becomes a more likely failure point. For large structures, failures will occur even with very-high-reliability components. It's possible to recover from a block failure, but if the components are simpler, failure will occur less often. Writeable and inert blocks are more robust in that respect.

Computation is inexpensive enough to think about embedding it pervasively in an environment. However, for applications that involve building with very cheap materials, the added cost of embedding computation could be significant. RFID tags, by comparison, are currently on the order of US\$1 each, and manufacturers argue that the price could soon go down as much as two orders of magnitude. Inert blocks don't require even that additional cost, or the cost of equipping the robots with RFID transceivers.

We can most thoroughly and quantitatively compare the three variants with respect to speed. Construction speed is a function of how far robots must travel to collect enough nonlocal information to decide whether to attach a block, as well as the number of places there are to attach blocks at any given time—in a sense, how much work exists that multiple robots could be doing in parallel. These two aspects aren't completely independent: with fewer sites simultaneously available for attachment, robots typically have to travel further to reach one.

Total distance traveled

In general, the time required to build a given structure is a function of several factors:

- the structure's size and shape;
- the number of robots, N ;
- the time required for a robot to fetch a block and bring it to the structure, L ;
- the time required for a robot to attach a block, A ; and
- the distance a robot must travel along the perimeter after reaching the structure before it finds a valid attachment site, D .

We measure time in units such that it takes one time step to travel the length of one cell of the structure grid.

L is typically task specific, and A is implementation specific. Because D , by contrast, depends primarily on the algorithm used, we focus on that quantity in comparing the three approaches' performance. We consider a fixed number of robots building an $n \times n$ square and investigate the total number of perimeter-following steps $D' = \Sigma D$ taken by all robots during construction.

To the extent that interference between robots can be avoided, N robots will complete the structure N times faster than one robot. However, as robot density in the workspace increases, interference also increases as robots maneuver to avoid each other, reach the limit as to the amount of work they can do at one time, and so on.

For this analysis, our model places block-carrying robots randomly on a large circle surrounding the marker and moves them inward until they reach the perimeter. After a robot attaches a block, it moves instantaneously back to the surrounding circle and continues with another block. We make the *cellular assumption* that robots and blocks occupy discrete positions on a grid corresponding to the occupancy matrix. (Later, we discuss the consequences of relaxing this assumption to let robots have continuous-valued positions.)

With communicating blocks, the best possible case for $D'(n)$ is 0: robots can always randomly end up on the perimeter at sites where blocks may be attached, making travel along the perimeter unnecessary. The worst case is $O(n^3)$: if the robots build one full row of the structure first and thereafter are especially unlucky as to where they reach the structure, they might have to travel a distance $O(n)$ for each of the $O(n^2)$ blocks they attach. A case worse than $O(n^3)$ isn't possible for a square structure because a robot will never

have to travel further than $O(n)$ to attach any block, and only n^2 blocks exist.

With writeable blocks, the best case for D' is $O(n^2)$: new rows must be started n times, and each time a robot must travel distance $O(n)$ to survey the entire row to verify that it's empty. However, a robot can attach additional blocks in existing rows without traveling if the robot always reaches the structure at an inside corner. Here, too, the worst case is $O(n^3)$.

With inert blocks, the best case occurs if the robot always hits the structure adjacent to the marker's labeled side. Because robots only become eligible to attach blocks after passing that landmark, the structure grows in a stereotyped way, and we can write an exact expression for the number of steps. This expression is $O(n^3)$, because a robot must typically travel the length of a side (n) to find a place to attach a block for each of n^2 blocks. The worst case is when the robot always hits the structure just past the landmark. Then it not only must travel the same distance to find an allowed attachment site but must also first circle the entire structure to find the landmark, adding $O(n^3)$ steps to D' .

Table 1 summarizes these results. In addition to the best and worst cases for scaling behavior, the average case is of interest and can be measured experimentally. For structures of side lengths {10, 20, 30, 40, 50} and 10 robots, we performed 10 independent runs in which we measured D' (see the table and figure 7a). With writeable and inert blocks, average scaling is close to the worst case. Furthermore, the multiplicative factor is considerably better for writeable than for inert blocks: although the two scale similarly with structure size, the former is consistently about three times faster. With communicating blocks, the average scaling behavior is significantly better than for the other two approaches, though still far from the theoretical best case.

Parallelism

At any stage of construction, there will be some number of simultaneously eligible sites

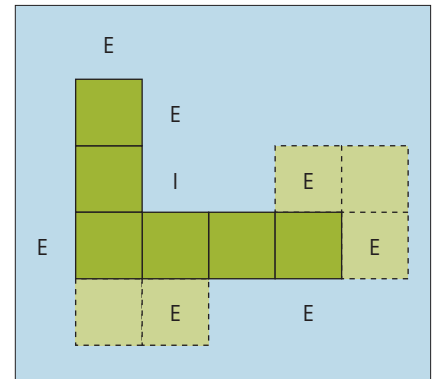


Figure 6. A sample structure in progress. Blocks have darker shading; empty sites meant to be occupied have light shading. E indicates an end-of-row site; I, an inside corner.

where robots could attach blocks. This number reflects the shape in which the structure grows. It also affects how much robots can do at any given time—that is, the extent to which the system can exploit the swarm's parallelism.

Figure 7b shows the maximum number of available sites over the course of a run for our experiments on square structures of varying side lengths. Because of the stereotyped way that structures grow with the inert-blocks algorithm, only one site is ever admissible for attachment at a time. Writeable blocks allow slightly more parallelism: not being limited to a single landmark to establish position lets robots work on all four sides of the structure at once. Still, no more than four sites can be simultaneously available, regardless of the structure's eventual size. Communicating blocks let many more sites be simultaneously available for attachment. Moreover, that availability scales up with structure size.

We can explain this as follows. If we assume that N is arbitrarily large and ignore interference between robots, some robot will always be present to attach a block at any allowed site. So, we can see construction as taking place in a series of steps of length A , where, at each step, blocks are attached at all allowed sites. As figure 8a shows, with write-

Table 1. Best, worst, and average cases for the total number of steps robots must take along the perimeter when building an $n \times n$ square.

Case	Inert blocks	Writeable blocks	Communicating blocks
Best	$2n^3 - n - 1$	$n^2 + n - 1$	0
Worst	$5n^3 + 3n^2 - 4n - 5$	$O(n^3)$	$O(n^3)$
Average	$\sim(3.03 \pm 0.03)n^{2.981 \pm 0.003}$	$\sim(1.1 \pm 0.2)n^{2.93 \pm 0.07}$	$\sim(2.5 \pm 0.6)n^{2.36 \pm 0.06}$

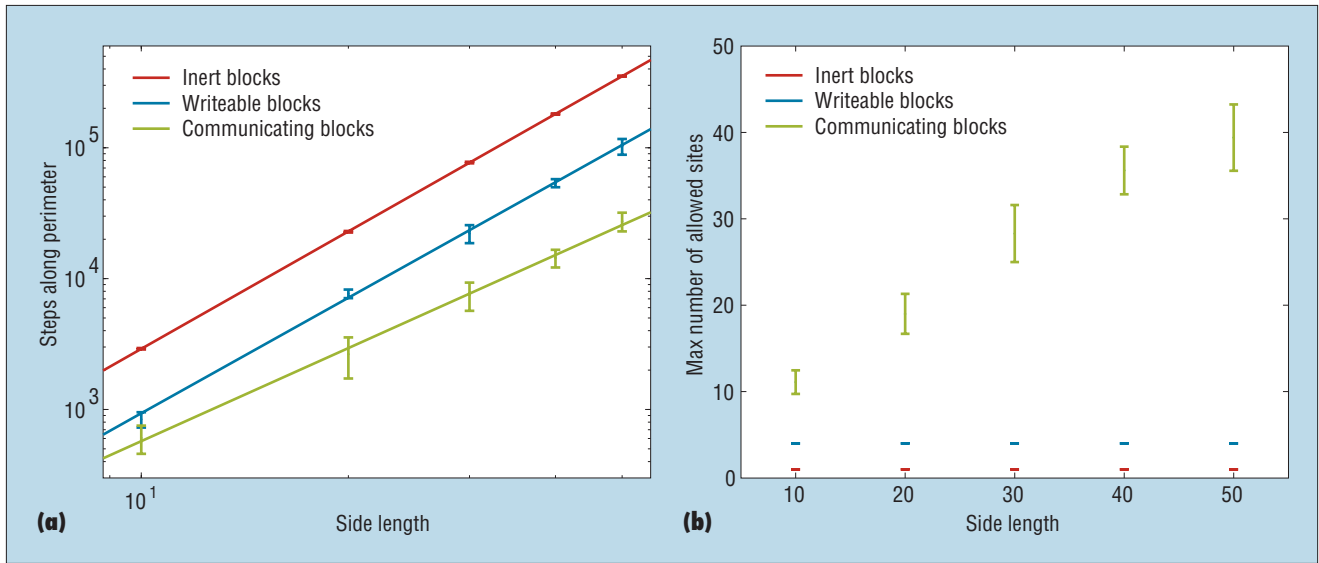


Figure 7. (a) Total number of steps taken along structure perimeter as a function of structure side length. (b) Maximum number of sites during construction where robots could simultaneously attach blocks.

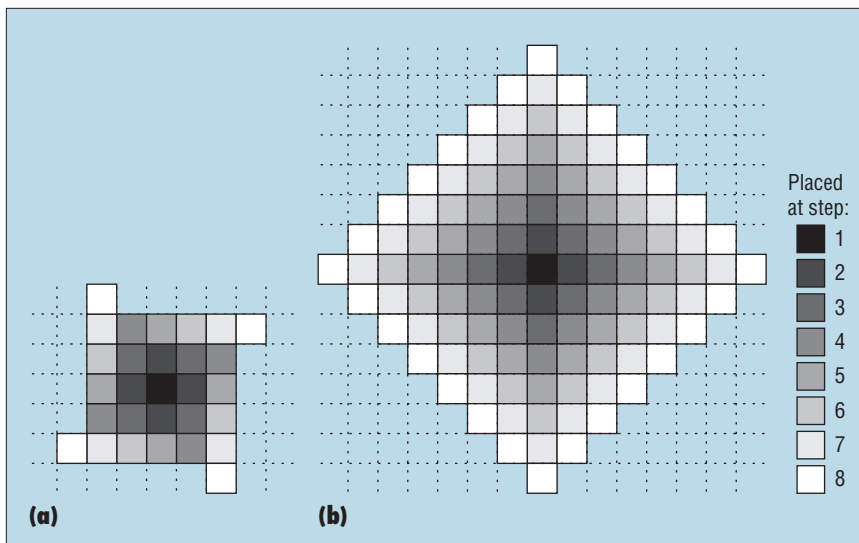


Figure 8. If the number of robots N is arbitrarily large, then at the end of each step of length A , we can assume that blocks will be attached at every site where it is legal to do so (blocks attached at successive steps are shown successively lighter): (a) writeable blocks, (b) communicating blocks.

able blocks, each step will have four allowed sites. This is because robots must first pass through an end-of-row site before they may attach a block at another end-of-row site. The time required to attach n blocks thus scales like nA . With communicating blocks (figure 8b), the number of allowed sites can increase linearly with the step number (along with the perimeter) if the structure's design doesn't limit growth. At step t , then, $O(t)$ blocks will be attached, so the time to attach n blocks scales like \sqrt{nA} .

Total construction time

The minimum possible number of steps required to assemble any given structure, assuming an unlimited number of noninterfering robots, is equal to the longest shortest distance from the marker. That is, if we start at any block in the desired final structure and take one-cell hops to adjacent structure blocks, we must make some minimum number of hops d_{\min} to reach the marker; the fastest possible construction time is the maximum d_{\min} among all blocks in the structure.

This is because a robot can only attach a block if there are neighbors in the structure to attach it to, and an inductive approach shows that the earliest step in which any block could possibly be attached is the one equal to its shortest distance from the marker.

The communicating-blocks approach achieves this minimum-possible construction time.

Lemma. No two adjacent blocks can have the same distance from the seed d_{\min} .

Proof. Because the seed is unique and occupies one site, we can tile the plane like a checkerboard, where white squares are an even distance from the seed and red squares are an odd distance, as figure 9 shows.

Theorem. With an unlimited number of noninterfering robots, the communicating-blocks algorithm results in each site that's meant to be occupied becoming occupied on the step that's equal to its shortest distance from the marker, d_{\min} .

Proof. The proof is by induction. For sites adjacent to the seed, the proof is trivial.

Next, consider a structure after t steps, where every perimeter block has $d_{\min} \leq t$. Less than t is possible only if sites neighboring those blocks are intended to be left empty; otherwise, blocks would already have been attached at those sites, by assumption. Then, for any sites bordering the perimeter that are meant to be occupied, $d_{\min} = t + 1$. As we now show, every one of those sites will have a block attached at the next time step ($t + 1$) without conflict.

Figure 10 shows the three possible cases.

In the first case (figure 10a), a block can be attached at an inside corner, extending two existing rows. Such an attachment can't result in a violation of the separation rule. Because the new block starts no new rows, if a violation were to occur at the next time step, it would also occur in the block's absence. Thus, attachment at such a site won't result in conflict and is always allowed.

In the second case (figure 10b), a block starts a new row. If only one such block is to be attached in the new row at the next time step, the attachment won't violate the separation rule.

The third, and the only potentially problematic, case (figure 10c) involves adding two blocks in the same new row at the same time. Using the lemma presented earlier, at least one site must separate these two blocks (marked by question marks in the figure). If they're meant to be separated, they can both be attached at once without conflict. A problem, then, can only arise if all sites between them are meant to be occupied.

The two blocks must border the structure on the same side, as figure 10 shows; otherwise, either the partial structure violates the separation rule or the structure design has a loop in it, neither of which is allowed.

The two new blocks' old neighbors (X in figure 10c) have $d_{\min} = t$, by hypothesis. Because all sites between the new blocks are meant to be occupied, all sites between the X blocks must also be meant to be occupied, or the structure design would have a loop. Furthermore, by step t , all sites between the X blocks must be occupied, or the structure would have violated the separation rule.

The occupied sites adjacent to the X blocks (Y in the figure) must have $d_{\min} = t - 1$. If they had $d_{\min} = t + 1$, they would still be unoccupied by hypothesis. According to the lemma, they can't have $d_{\min} = t$, and, if they had $d_{\min} < t - 1$, the X blocks would have been occupied earlier, by hypothesis. So, the sites adjacent to both the Y blocks and the ? blocks (Z in figure 10c) have $d_{\min} = t$, and thus must be occupied by hypothesis. In this case, however, the ? blocks aren't starting a new row. This contradiction completes the proof.

With writeable or inert blocks, the structure typically has fewer sites where blocks can be attached at any given time, as we described earlier. Using the cellular assumption, writeable blocks allow only one row per side to be simultaneously under construction. As figure 11 indicates, robots can work on separated rows on the same side at the same time, but they can't start on the next layer outward until

they complete the previous row. Using the inert-blocks algorithm, robots attach blocks no more than one at a time in a predictable order. Thus, completing an n -block structure will require n attachment steps, no matter the number of robots. (Alternative algorithms for inert blocks, not covered here, can somewhat improve the opportunity for parallelism, but not better than writeable blocks.)

If we relax the cellular assumption, robots might be able to reach the structure between grid sites such that they recognize an end-of-row but not an inside corner (see figure 12). Robots building with writeable blocks can then end up with two or more layers on the same side under construction at once. This can change some of our results for writeable blocks (results for communicating and inert blocks aren't affected). It improves the best-possible case for $D'(n)$ to $O(n)$. More than four sites can become available for block

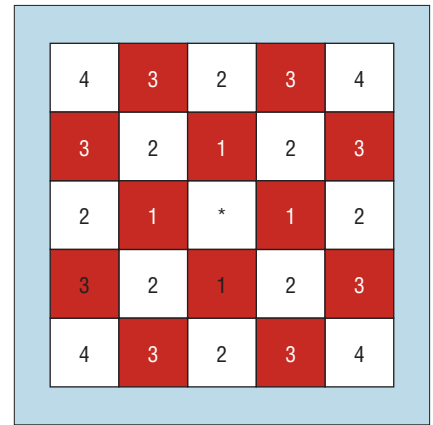


Figure 9. Sites labeled with their distance from the seed (marked with an *).

attachment at a time, allowing better use of swarm parallelism and faster construction. However, the way the robot has to reach the structure for this case to occur makes it a low-

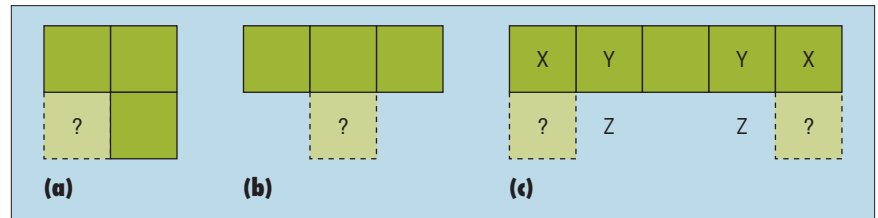


Figure 10. Three possible cases where robots might attach blocks (marked with a ?) at step $t + 1$: (a) attaching a block at an inside corner, (b) attaching a single block in a new row, and (c) adding two blocks in the same new row.

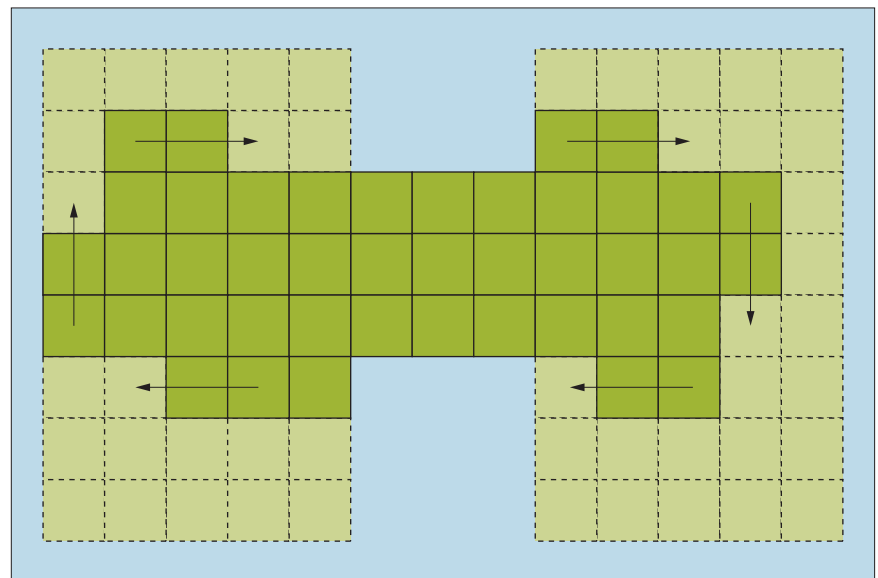


Figure 11. A desired structure under construction using writeable blocks (lightly shaded cells show the desired structure; darker shading indicates blocks added so far). Arrows indicate that one row per structure side can be simultaneously under construction. Separations caused by areas meant to be left empty, such as those at the top and bottom, allow rows on the same side to be treated independently.

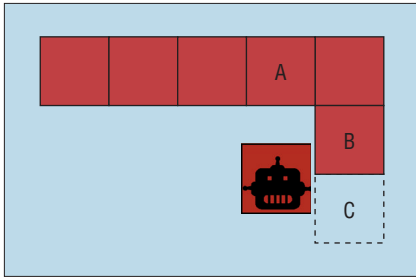


Figure 12. If a robot reaches a structure between grid sites as in the case illustrated, and its sensing is sufficiently limited such that it can perceive the block at *B* but not at *A*, it could start following the perimeter counterclockwise, register the end-of-row as it turns the corner, and attach a block at *C*. Such an attachment isn't possible under the cellular assumption.

probability event. Thus, although relaxing the cellular assumption can substantially improve best-case performance, it's unlikely to significantly affect average performance.

Important work remains to extend this approach to other classes of structures, including structures with deliberate holes and 3D structures. Another important issue is the use of explicit communication between robots.⁶ More-extensive cooperation could let robots handle tasks that they couldn't accomplish alone,⁷ help reduce interference, or achieve better than a factor of *N* speedup.

An open question is to what other problems extended stigmergy might usefully be applied. We expect it to be a useful framework for coordinating other multiagent systems that can affect their environment, potentially offering advantages like those shown here over the basic stigmergy that's been used in foraging and other swarm applications.

We also hope that approaches like those we described will be useful in large-scale construction systems and will help to enable human presence in unfriendly environments. In addition, researchers could apply these principles to other production technologies in which mobile robots construct objects on smaller scales. Ultimately these could include nanofabrication or rapid-prototyping systems. ■

References

1. A. Warszawski and R. Navon, "Implementation of Robotics in Buildings: Current Status and Future Prospects," *J. Construction Eng. and Management*, vol. 124, no. 1, 1998, pp. 31–41.

The Authors



Justin Werfel is a doctoral student in the Computer Science & Artificial Intelligence Laboratory at the Massachusetts Institute of Technology. His research interests include swarm engineering, evolutionary theory, and reinforcement learning. He has an SM in computer science from MIT. He is a member of the IEEE Robotics and Automation Society and Sigma Xi. Contact him at MIT 32-386, 32 Vassar St., Cambridge, MA 02139; jkwerfel@mit.edu.



Radhika Nagpal is an assistant professor of computer science at Harvard University. Her research interest is in biologically inspired approaches to multiagent and distributed systems. She received her PhD in computer science from MIT. Contact her at 235 Maxwell Dworkin, 33 Oxford St., Cambridge, MA 02138; rad@eecs.harvard.edu.

2. P.-P. Grassé, "La Reconstruction du Nid et les Coordinations Interindividuelles Chez *Bellicositermes natalensis* et *Cubitermes* sp. La Theorie de la Stigmergie: Essai d'Interpretation du Comportement des Termites Constructeurs" ("Nest Rebuilding and Coordination between Individuals for *Bellicositermes natalensis* and *Cubitermes* sp. Theory of Stigmergy: Attempting to Interpret the Behavior of Builder Termites"), *Insectes Sociaux*, vol. 6, 1959, pp. 41–81 (in French).

3. J. Werfel et al., "Distributed Construction by Mobile Robots with Enhanced Building Blocks," to be published in *Proc. 2006 IEEE Int'l Conf. Robotics and Automation*, IEEE Press, 2006.

4. J. Werfel, "Building Blocks for Multiagent Construction," *Distributed Autonomous Robotic Systems*, Springer, 2004.


5. C. Parker, H. Zhang, and R. Kube, "Blind Bulldozing: Multiple Robot Nest Construction," *Proc. 2003 IEEE Int'l Conf. Intelligent Robots and Systems*, IEEE CS Press, 2003, pp. 2010–2015.

6. C. Jones and M. Mataric, "Automatic Synthesis of Communication-Based Coordinated Multirobot Systems," *Proc. 2004 IEEE/RSJ Int'l Conf. Intelligent Robots and Systems*, IEEE Press, 2004, pp. 381–387.

7. B. Gerkey and M. Mataric, "Pusher-Watcher: An Approach to Fault-Tolerant Tightly Coupled Robot Coordination," *Proc. 2002 IEEE Int'l Conf. Robotics and Automation*, IEEE Press, 2002, pp. 464–469.

For more information on this or any other computing topic, please visit our Digital Library at www.computer.org/publications/dlib.

IEEE Pervasive Computing



IEEE Pervasive Computing delivers the latest developments in pervasive, mobile, and ubiquitous computing. With content that's accessible and useful today, the quarterly publication acts as a catalyst for realizing the vision of pervasive (or ubiquitous) computing Mark Weiser described more than a decade ago—the creation of environments saturated with computing and wireless communication yet gracefully integrated with human users.

SUBSCRIBE NOW!
www.computer.org/pervasive/subscribe.htm